








Video :-

| | |
|-----------------------------------|---|
| Please click here for video no. 1 |  |
| Please click here for video no. 2 |  |
| Please click here for video no. 3 |  |

| | | | | | |
|-------------------|-----------|--------------------------------|------------------------|-----------|------------------------------|
| Category | :- | Gear Hobbers | Serial No | :- | |
| Model | :- | FO 16 | Country | :- | Czech Republic |
| Make | :- | Tos | Type of Machine | :- | gear hobber universal |
| Year | :- | | Weight | :- | 0.0 |
| Dimensions | :- | | Power | :- | |
| Location | :- | Mumbai Warehouse, India | Asking Price | :- | On Request |

Specification :-

Max. gear wheel module

- max. machining 16

- with normal machine loading 20

Max. gear wheel diameter mm 1600

Max. gear wheel diameter without steady with normal machine loading mm 2000

Max. gear wheel width with straight teeth

- gear wheel diameter above 1350 mm mm 560

- gear wheel diameter below 1350 mm mm 500

Max. distance between spindle and table surface mm 1050

Min. distance between spindle and table surface mm 400

Max. distance between spindle and table mm 1150

Min. distance between spindle and table mm 100

Table diameter mm 1350

Table boring diameter mm 180

Number of T-shaped groove mm 8

Milling arbor diameter mm 32-40-50-60

Number of milling spindle revolutions in R 10 row, =1,26 from-to U/min 16- 80

Main motor power PS 15

Fast motor power PS 7,5

Vertical feed number 36

Vertical feed range with table revolutions from- to mm 0,25- 6

Longitudinal feed number with table revolutions from- to mm 0,05-1,5

Machine surface needed mm 4300 x 2000

Weight with normal equipment kG 18 100

Description :--